





HOW TO APPLY FOR POSTGRADUATE STUDY AT UNIVERSITI TEKNOLOGI BRUNEI

1

BROWSE TO APPLY.UTB.EDU.BN

- Browse to <http://apply.utb.edu.bn>
- Click on Postgraduate
- Login or Create an account



2

FILL IN REQUIRED INFORMATION

- Fill in all the required information in the application.
- Fields with asterisk(*) are compulsory to be filled.

For account registration, enter:

- Brunei IC number (for local or Permanent Resident)
- Or Passport Number (for International Student)
- Active personal email address
- New password

Once registered, an activation email will be sent to you.

3

UPLOAD ALL THE REQUIRED DOCUMENTS

- Upload a recent passport-size photo of yourself
- Upload all the required supporting documents i.e. Certificates, transcripts, identity card or passport, Research Proposal (for research programmes) and etc.




NOTE: When uploading photo, please make sure that it is of high quality and resolution.

TIPS: If you encounter errors while uploading your photo or documents, check the file size. It may have exceeded the file size limit.

4

RECHECK ALL INFORMATION AND DOCUMENTS

- Recheck all the information and documents uploaded to make sure that there are no errors.
- Make sure that all sections are completed.



Changes are not allowed once you have submitted the application.


5

DECLARATION

- Tick [/] the declaration section before submitting your application.
- The university reserves the right to reject the application if, at any stage that the information provided is incorrect / Incomplete.

6

SUBMIT



For further information, please go to

<http://www.utb.edu.bn>

Or send an e-mail to admission.pg@utb.edu.bn